

SOLiTUBE SLATS®
PATENT PENDING

SLAT™
DEPOT



The **SoliTube® Slat** product from Slat Depot, is designed to provide maximum privacy in 2" chain link mesh. The body of the **SoliTube® Slat** is a double-wall, flat tubular extrusion formulated in High Density Polyethylene (HDPE), with properties and additives to ensure color and functionality for many years. The privacy fins on each side, are formulated with a durable, yet flexible, Thermal Plastic Elastomer (TPE) which gently molds around the knuckles formed in the chain link wire providing from 90% to 100% privacy in 2" mesh chain link. And though the unique fins of the **SoliTube® Slat** will securely hold the slat in place, the **Viper Channel™** is also included in every package, ensuring the added security of the **SoliTube® Slat** staying level and in-place for years to come.



- **Colors** - Available in 7 standard colors; White, Beige, Gray, Green, Redwood, Brown, Black (custom colors available on request, with minimum order quantity requirements)
- **Heights** - Available in heights of 4', 6', and 8' (for fences taller than 8', it is recommended that shorter slat lengths are stacked on top of each other to allow for reasonable installation effort)
- **Packaging** - Each package contains 82 pieces, sufficient to cover 10 lineal feet of chain link fence. Also contained in the package are 3 **Viper Channel™** pieces 42" in length (allowing for 10' of coverage with 6" for spare)
- **Warranty** - See warranty details for limited 30-year coverage



POLYMER TECHNICAL PROPERTIES

HDPE (High Density Polyethylene)

BODY PROPERTIES

Melt Index: .080

Density: .953

Minimum Temperature: -75°F

Maximum Temperature: 190°F

Tensile Strength: 4,000 psi

TPE (Thermoplastic Elastomer)

FIN PROPERTIES

Melt Index: .890

Density: .890

Minimum Temperature: -75°F

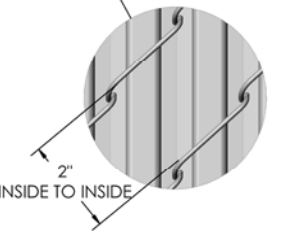
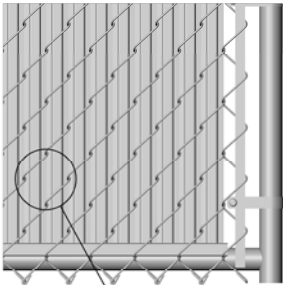
Maximum Temperature: 190°F

Tensile Strength: 2,470 psi

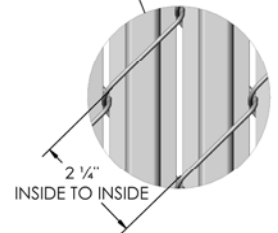
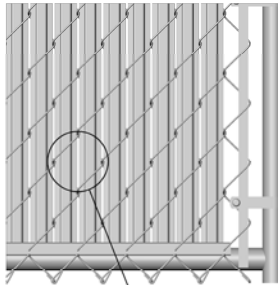
SOLITUBE SLATS® PRIVACY COMPARISON

SLAT WIDTH = 1 7/16 (1.437")

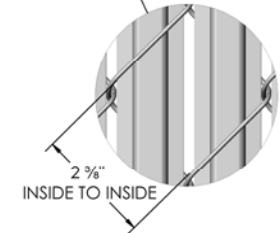
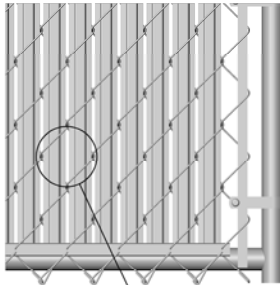
2" DIAMOND CHAIN-LINK
APPROX. PRIVACY FACTOR ~98%




2 1/4" DIAMOND CHAIN-LINK
APPROX PRIVACY FACTOR ~95%



2 3/4" DIAMOND CHAIN-LINK
APPROX PRIVACY FACTOR ~80%



NOTE: CHAIN-LINK DIAMOND SIZES MAY HAVE SLIGHT VARIATIONS BETWEEN MANUFACTURERS



*Exact representation of slat colors in printing is difficult. Please refer to actual color samples for final matching