

MaxLink™

INDUSTRIAL

 **SLAT™**
DEPOT




MAXLINK INDUSTRIAL™ SYSTEM


The MaxLink Industrial™ system is a unique and efficient system which combines the chain link wire and the Slat Depot IND2400 as a complete package - no need for using labor to stretch the wire and then hand-insert each individual slat as a separate process.

Using a state-of-the-art Bergandi high-speed weaving/insertion machine, Slat Depot can weave the specified wire in a 3.5" x 5" mesh, then mechanically insert and secure each slat to the wire with a stainless-steel staple, which holds the slat level and secure for years to come.

The slat used in the MaxLink Industrial™ system is a double-wall, flat tubular extrusion 2.375" wide, with two internal support legs for strength and structure, and formulated using High Density Polyethylene (HDPE), combined with additives to ensure color and functionality for many years of exposure to ultra-violet exposure from the sun.



- **Heights** - Available in standard heights of 3', 4', 5', 6', 7', 8', 10', 12'
- **Packaging** - The MaxLink Industrial™ system is produced in a minimum of 25' rolls, and 5' increments thereafter.
- **Warranty** - For details on the limited 15-year warranty for the MaxLink Industrial™ system, please contact Slat Depot directly at 1-877-FENCE-IT (877-336-2348).




• Wire Options

Galvanized Wire - The MaxLink Industrial™ system can be produced using three options of GBW (Galvanized Before Weaving) wire. All of our galvanized wire is manufactured with a 1.2 oz. (per square foot) of a protective zinc coating.



9 Gauge



10 Gauge



11 Gauge

Vinyl Coated Wire

The MaxLink Industrial™ system can also be woven into 7 different wire colors in multiple wire sizes.



Vinyl Coated Wire Thickness Options

9 Gauge Finish
10 Gauge Core - Class 2B



8 Gauge Finish
9 Gauge Core - Class 2B



SKY BLUE



BROWN



BLACK



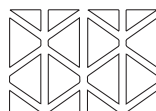
BEIGE



REDWOOD



GREEN



WHITE



GRAY



ROYAL BLUE

*Exact representation of slat colors in printing is difficult. Please refer to actual color samples for final matching